



# Developico

SOFTWARE & DESIGN  
FOR YOU

Welcome to the  
presentation of our new  
Developico application,  
dedicated to internal  
organization of your  
company



# App description

The application is dedicated to internal organization of your company, and it unites projects, finances and documentation. Developico application allows your company an internal control over it's organization in the most efficient way.

- **Project** segment offers a complete insight in all active or completed projects. This way you will be up to date with all the activities connected to a certain project. You'll be able to set new tasks, delegate them and at every moment know the status of a task.
- **Finances** offer insight in financial state of your company. You'll be able to add incomes and outcomes in a simple form and download an automatically created Excel table based on information that you've entered.
- **Archive** segment allows you to keep all your documentation at the same place in organized files. You'll also be able to quickly search through all the documentation by using the filters of your choice.

# Application goal

**01**

## **Internal processes insight**

Everything that's  
important is in one  
place

**02**

## **Control**

Monitor progress and  
employee tasks

**03**

## **Archiving**

Every piece of  
document at your  
fingertips

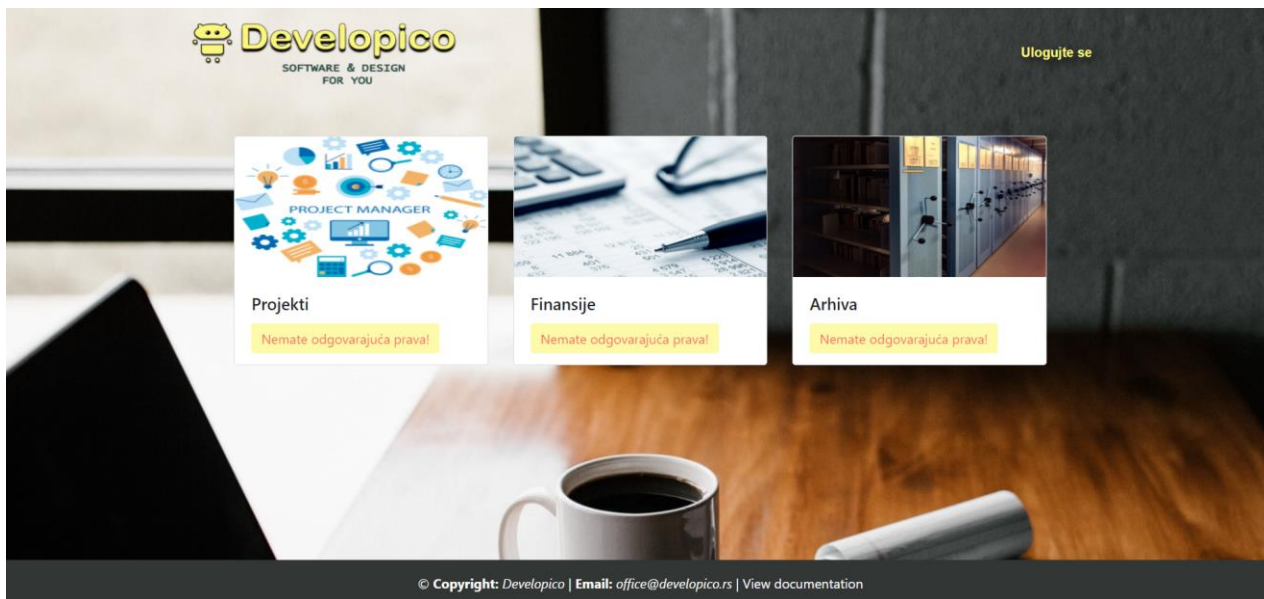
**04**

## **Balance of payments**

Keep track of your  
incomes and outcomes



Homepage offers 3 windows with fields: Projects, Finances and Archive which can be accessed strictly by authorized users. There you can also find a "Log in" option for users who were previously registered by an admin. Upon registration user gets his role in application, depending on that role he gains access to Projects, Finances and Archive.



In "Projects" segment there is an option of adding new projects and documents connected to a certain project. With each project you can add a short description, tasks, users working on that same project, as well as the project deadline.

The screenshot displays the Developico web application interface, which is designed for project and document management. The background image shows a desk with a laptop, a cup of coffee, and a notepad. The interface features a top navigation bar with the Developico logo and links for 'strahinja', 'Izlogujte se', 'Promenite lozinku', 'Registracija', and 'Vrati se'. Two main forms are visible: 'Dodajte projekat' (Add Project) and 'Dodajte dokument' (Add Document). The 'Dodajte projekat' form includes fields for 'Ime' (Name), 'Dodajte kratak opis projekta' (Add short project description), 'Korisnici' (Users) with a 'Dodelite korisnika' (Assign user) button, and 'Rok' (Deadline) with a date picker. The 'Dodajte dokument' form includes fields for 'Ime' (Name), 'Dokument za' (Document for) with a dropdown menu, and 'Unesite datoteku' (Upload file) with a 'Choose file' button. Both forms have 'Dodaj dokument' and 'Pretražite dokument' buttons. At the bottom, there are two project cards: 'Looking glass' and 'Developico aplikacija za organizaciju', each with 'Otvorite projekat' and 'Izbrisi' buttons.

**Developico**  
SOFTWARE & DESIGN  
FOR YOU

strahinja Izlogujte se Promenite lozinku Registracija Vrati se

### Dodajte projekat

Ime

Dodajte kratak opis projekta

Korisnici

Dodelite korisnika

Rok

mm/dd/yyyy

Dodaj projekat

### Dodajte dokument

Ime

Dokument za

Izaberite projekat

Unesite datoteku

Choose file No file chosen

Dodaj dokument Pretražite dokument

**Looking glass** Kreirao: milan

Izdrada looking glass softvera koji pruža informacije o efikasnosti mreže i transparentnosti koja je jednaka onoj koju dobijaju korisnici na našoj mreži.

Otvorite projekat Izbrisi

**Developico aplikacija za organizaciju** Kreirao: milan

Svrha aplikacije je monitoring procesa u kompaniji u koje se ubraja praćenje projekata, finansija i dokumentacije.

Otvorite projekat Izbrisi

Each project has it's own tasks. Tasks have a description and a deadline, and after being added they are automatically posted in a "Planned" tasks segment. From that segment tasks can be moved by simply dragging them over to "In the process" or "Completed" segment. You can also open your tasks, and add comments to them, or add a red mark if there is a problem with completing that task. You can also see who's working on that task and when it was created.



## Open task model

**Naziv zadatka** Ispravka na finansijskom delu ×

**Opis zadatka:** Potrebno je ispraviti tabele rashoda i prihoda  
**Rok zadatka:** 2020-11-06  
**Komentar**

☐ Imate problem ?

Objavi

---

**Komentari**

Opis komentara	Korisnik
----------------	----------

---

Status zadatka: planirani

---

Zadatak je napravio : nmili997 Zadatak je kreiran : 2020-11-06

## Adding a new document

**Dodajte dokument**

Ime

Dokument za

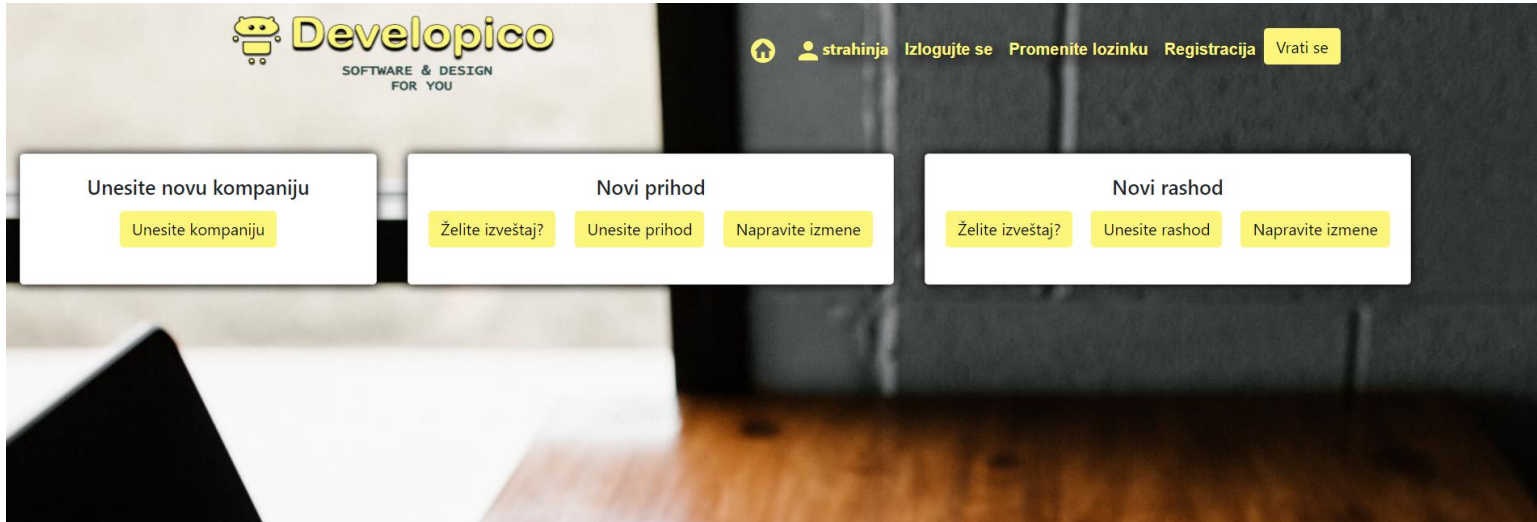
Izaberite projekat

Unesite datoteku

Choose file No file chosen

Dodaj dokument Pretražite dokument

In the "Financial" segment there's an option of adding new and tracking existing reports about incomes and outcomes. After you add a new income or outcome, you can request a report in an Excel table with a specific parameters, which makes overseeing financial flows in the company a lot easier.





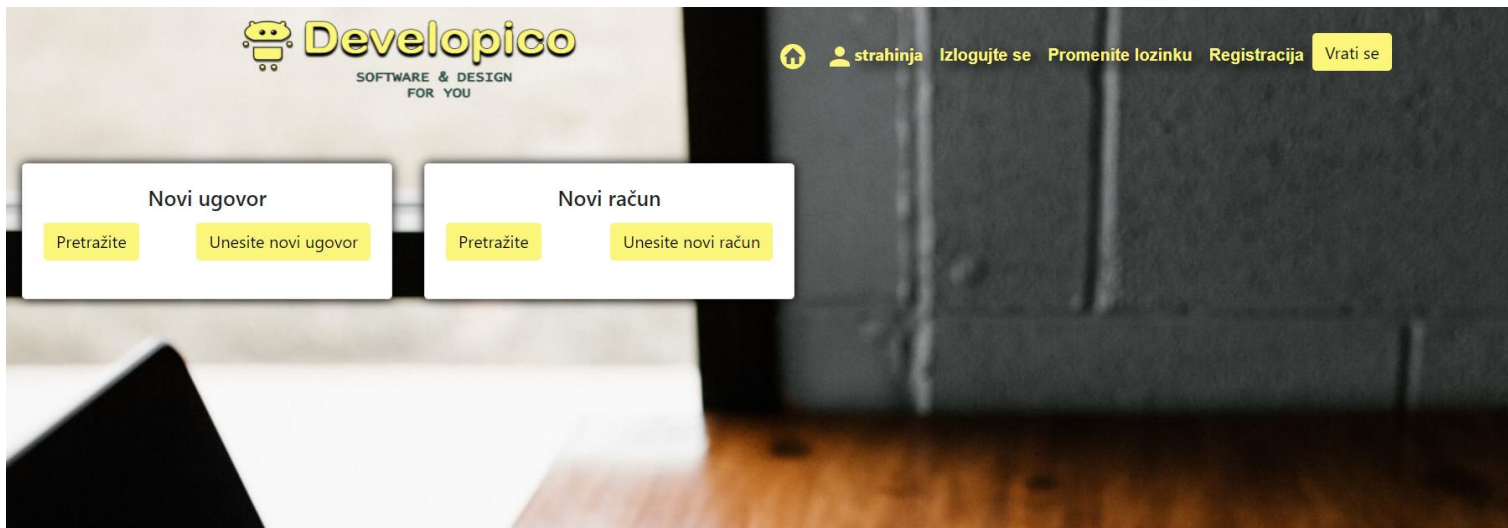
## Adding a new income

Datum izdavanja računa	<input type="text" value="mm/dd/yyyy"/>
Broj računa	<input type="text"/>
Izlazni računi	<input type="text" value="Izaberite kompaniju...."/>
Iznos	<input type="text"/>
Iznos u evrima	<input type="text"/>
Datum uplate	<input type="text" value="mm/dd/yyyy"/>
Dospeva na plaćanje	<input type="text" value="mm/dd/yyyy"/>
Napomena	<input type="text"/>
<input type="button" value="Unesite prihod"/>	

## Adding a new outcome

Datum prispeća računa	<input type="text" value="mm/dd/yyyy"/>
Porezi i plate	<input type="text"/>
Ulazni računi	<input type="text" value=""/>
Broj računa	<input type="text"/>
Iznos	<input type="text"/>
Iznos u evrima	<input type="text"/>
Odbijen pdv	<input type="radio"/> Da <input type="radio"/> Ne
Datum uplate	<input type="text" value="mm/dd/yyyy"/>
Izvršena uplata	<input type="radio"/> Da <input type="radio"/> Ne
Dospeva na plaćanje	<input type="text" value="mm/dd/yyyy"/>
Napomena	<input type="text"/>

Archive offers an option of adding and storing new documents in one place. You can search through your documents by simply inputting parameters of your choice and download them afterwards if you wish to.



## Adding a new contract

Datum potpisivanja ugovora	<input type="text" value="mm/dd/yyyy"/>
Datum početka važenja ugovora	<input type="text" value="mm/dd/yyyy"/>
Prva ugovorna strana	<input type="text" value="Izaberite stranu..."/>
Druga ugovorna strana	<input type="text" value="Izaberite stranu..."/>
Predmet ugovora	<input type="text"/>
Datum isticanja ugovora	<input type="text" value="mm/dd/yyyy"/>
Otkazni rok u danima	<input type="text"/>
Da li se ugovor obnavlja?	<input type="radio"/> Da <input type="radio"/> Ne
Unesite datoteku	<input type="button" value="Choose file"/> No file chosen
<input type="button" value="Unesite novi ugovor"/>	

## Adding a new bill

Datum unosa računa	<input type="text" value="mm/dd/yyyy"/>
Račun za	<input type="text" value="Izaberite kompaniju..."/>
Broj računa	<input type="text"/>
Unesite datoteku	<input type="button" value="Choose file"/> No file chosen
<input type="button" value="Unesite novi račun"/>	



# Developico

SOFTWARE & DESIGN  
FOR YOU

Thank you for your  
attention!

